

ARCHITECT SPECIFICATION EDITION

Hayn Lines

HAYN ARCHITECTURAL PRODUCTS

MANUFACTURER OF QUALITY HARDWARE



PRODUCTS PROUDLY MADE IN THE U.S.A.

WWW.HAYN.COM

About Us:

Hayn has been engineering and manufacturing marine, architectural, and industrial rigging hardware since the late 1950's. Hayn's commitment to advanced automation, latest design technology, and manufacturing techniques gives us a distinct advantage over our competitors. Hayn offers short lead-times for both our standard products as well as custom components. Hayn's corporate culture includes a highly specialized team that endlessly seeks opportunities for improvement to quality and product features, as well as customer service.

Product Traceability / Quality Control:


All Hayn products have full traceability including raw material certificates and certificates of conformity. Requirements for this documentation should be indicated at time of order. Hayn employs a comprehensive quality system that includes thorough review of any non-conformance of products, internal processes, etc.

Specifications:

Product specifications are subject to change without notice. Catalog images are representative of the product type/family and may not reflect the item purchased. Product drawings are available upon request which include the most recent and accurate information available.

Custom Products:

Hayn carries a comprehensive standard product offering. In the event that the products required for your application differ from those that are standard catalog items, Hayn will produce custom components to your specifications. Please contact us for pricing and lead-times.



Customer Service:

Our dedicated, knowledgeable sales staff is continually trained on the latest Hayn products and features. During normal business hours, we are available to answer any questions concerning our products. Our goal is to have the person who answers the phone be able to help with the most commonly asked questions. However, application questions should be directed to your local Contractor as they are your best source for this type of information. Please contact Hayn for the Dealer or Contractor nearest you.

Wholesale Sales (Exclusively):

Hayn manufactures and distributes quality architectural products exclusively for the trade. All orders are strongly encouraged to exceed \$100 as a minimum. Possession of this catalog does not constitute an agreement to sell. Please contact us directly for an applicable Hayn Dealer or Contractor nearest you.

Ordering Methods Include:

E-mail – cables@hayn.com

Phone – 800-346-4296

Fax – 800-441-4296

Payment:

Payment terms are Net 30 Days for established accounts. All major Credit Cards are accepted.

Prepayment or C.O.D. shipment is required for first time orders or until account terms are established. Past due accounts will transfer to C.O.D. status and are subject to a 1-1/2% finance charge added per month until the balance is paid in full. Payment discounts will not be allowed on invoices with account balances that are past due.

Freight:

All freight costs are the responsibility of the customer. Freight and insurance charges will be added to the invoice at time of shipment. All C.O.D. shipments are subject to an applicable transaction fee. All small package ground and air shipments can be shipped via UPS or FedEx. Larger shipments may be sent through a common carrier. Shipments with other carriers may incur additional charges.

Returns:

Special order or custom items may not be returnable. Only current version product inventory will be accepted for credit. Credit values are based on original invoice value. Product returned after 60 days from time of shipment is subject to a restocking charge of 10%. Product returned must have a Hayn issued RMA (Return Merchandise Authorization) number.

Return address:

Hayn Enterprises

51 Inwood Road

Rocky Hill, CT 06067 USA

Attn: Returns Department – RMA# _____

Warranty:

Hayn architectural hardware manufactured by Hayn Enterprises, LLC is guaranteed at time of shipment to be free of defects in material and craftsmanship and only when used for the purpose intended. Hayn does not accept responsibility for product used in applications where safe working loads are exceeded, product has been improperly installed, and/or product has been modified.

Hayn makes no representations for suitability to a particular application.

Warranty is limited to repair or replacement, at Hayn's discretion, of the warranted part only.

Hayn Enterprises, LLC does not, under any circumstance, assume responsibility for any incidental damages incurred in connection with the use of its products. All hardware manufactured by Hayn Enterprises, LLC carries a limited lifetime warranty.



Hayn Enterprises, LLC

51 Inwood Road, Rocky Hill, CT 06067 USA

Tel: 860-257-0680 Fax: 860-257-0683

E-mail: cables@hayn.com | www.hayn.com

Hardware Attachment Methods

Machine Swage - factory assembled to field measured dimensions

The Machine Swage attachment method uses a hydraulic unit to compress the hardware fitting onto the cable creating a mechanical bond. It produces a very clean and smooth look. This method is performed by an experienced technician and requires a job site take off to ensure cables are made to proper length requirements.

Hayn Grip™ - on site install

The Hayn Grip™ attachment method is a compression style terminal that is intended to be installed at the job site. It requires only hand tools and a torque wrench to be installed.

Handy Crimp™ - on site install

The Handy Crimp™ attachment method is a crimp style terminal that requires a special tool to install. The fitting is left with three distinct marks on the section that covers the cable. See lower right image for typical Handy Crimp™ marks left by tool.



TABLE OF CONTENTS



CONCEALED THREAD CABLE RAIL SYSTEMS

Pg.6



TRADITIONAL CABLE RAIL SYSTEMS

Pg.14



TRELLIS / GREEN WALL SYSTEMS

Pg.24



STRUCTURAL TENSILE

Pg.26



CONCEALED THREAD CABLE RAIL SYSTEMS

This simple and economical cable tensioning system provides for a “clean” look by concealing the threads for adjustment internally. The typical application is for cable runs less than 40 feet in wire sizes ranging from 1/8" to 1/4". All hardware is made from high quality 316 grade stainless steel for superior corrosion resistance.

Additionally, the stud tensioners can be used in conjunction with other stud length combinations and systems to meet your design criteria.

- 7** Stud Tensioning Internal Adjuster System
- 8** Architectural Tensioner Fork System
- 9** Architectural Turnbuckle Fork System
- 10** Threaded Tensioner Termination Turnbuckle System
- 12** Intermediate Tensioner Turnbuckle Assemblies
- 13** Angle Compensation and Termination Accessories



Stud Tensioning Internal Adjuster System



System Notes:

- 1.0 Maximum run based on use with nonadjustable Termination Stud end. Maximum run doubles when Stud Tensioners used on both ends.
- 2.0 System engineered as a "through post" application.
- 3.0 Stair angle compensation achieved with use of Bevel Washers or Adjust-A-Ball hardware options. See page 13.
- 4.0 Longer runs achieved with use of Intermediate Turnbuckle Assemblies. See page 12.

Stud Tensioning Internal Adjuster - Assemblies

Part #	Thread Size	Wire Size	Adjustment Range	Max. Run Length each
Machine Swage - factory assembled to field dimensions				
ST06A18	1/4-28	1/8"	3/4"	20'
ST06AM03	1/4-28	3mm	3/4"	20'
ST06A532	1/4-28	5/32"	3/4"	20'
ST06AM04	1/4-28	4mm	3/4"	20'
ST06A316	1/4-28	3/16"	3/4"	20'
ST06AM05	1/4-28	5mm	3/4"	20'
ST08A532	5/16-24	5/32"	3/4"	20'
ST08AM04	5/16-24	4mm	3/4"	20'
ST08A316	5/16-24	3/16"	3/4"	20'
ST08AM05	5/16-24	5mm	3/4"	20'
ST08A14	5/16-24	1/4"	3/4"	20'
ST08AM06	5/16-24	6mm	3/4"	20'
Hayn Grip™ - on site install				
ST06A18-HG	1/4-28	1/8"	3/4"	20'
ST06AM03-HG	1/4-28	3mm	3/4"	20'
ST06A532-HG	5/16-24	5/32"	3/4"	20'
ST06AM04-HG	5/16-24	4mm	3/4"	20'
ST08A316-HG	5/16-24	3/16"	3/4"	20'
ST08AM05-HG	5/16-24	5mm	3/4"	20'
Handy Crimp™ - on site install				
ST06A18C	1/4-28	1/8"	3/4"	20'
ST06A316C	1/4-28	3/16"	3/4"	20'
ST08A316C	5/16-24	3/16"	3/4"	20'



Architectural Tensioner Fork System



System Notes:

- 1.0 System requires rotation of cable for tensioning and must utilize both left and right hand thread for turnbuckle effect.
- 2.0 System is engineered for use with Universal Wall Eye and Accessories listed below.
- 3.0 Longer runs achieved with use of Intermediate Turnbuckle Assemblies. See page 12.

Architectural Tensioner Fork - Assemblies

Part #	Part #	Thread Size	Wire Size	Adjustment Range	Max. Run Length
Machine Swage - factory assembled to field dimensions					
Left Hand Thread	Right Hand Thread				
14TFA18SLH	14TFA18SRH	1/4-28	1/8"	1-1/2"	40'
14TFAM03SLH	14TFAM03SRH	1/4-28	3mm	1-1/2"	40'
14TFA532SLH	14TFA532SRH	1/4-28	5/32"	1-1/2"	40'
14TFAM04SLH	14TFAM04SRH	1/4-28	4mm	1-1/2"	40'
14TFA316SLH	14TFA316SRH	1/4-28	3/16"	1-1/2"	40'
14TFAM05SLH	14TFAM05SRH	1/4-28	5mm	1-1/2"	40'
516TFA14SLH	516TFA14SRH	5/16-24	1/4"	1-1/2"	40'
516TFAM06SLH	516TFAM06SRH	5/16-24	4mm	1-1/2"	40'

Universal Wall Eye and Accessories

Part #	Description
AWE14-1420RH	Threaded Wall Eye - 1/4" Hole x 1/4-20 Thread
AWE516-3816RH	Threaded Wall Eye - 5/16" Hole x 3/8-16 Thread
AFP34-1420RH	Wall Eye Cover Plate - 3/4" Diameter x 1/4-20 RH Thread
AFP34-1428RH	Wall Eye Cover Plate - 3/4" Diameter x 1/4-28 RH Thread
AFP34-1428LH	Wall Eye Cover Plate - 3/4" Diameter x 1/4-28 LH Thread
AFP1-3816RH	Wall Eye Cover Plate - 1.0" Diameter x 3/8-16 RH Thread
AWI1420RH	Architectural Wood Insert - 1/4-20 Right Hand Thread
AWI1428RH	Architectural Wood Insert - 1/4-28 Right Hand Thread
AWI1428LH	Architectural Wood Insert - 1/4-28 Left Hand Thread
DIA-14	Drop-In Anchor for Concrete - 1/4-20 Thread
DIA-38	Drop-In Anchor for Concrete - 3/8-16 Thread
14LNRC	Hex Nut - 1/4-20 Right Hand Thread
38LNRC	Hex Nut - 3/8-16 Right Hand Thread
14WAS	Flat Washer - 1/4"
38WAS	Flat Washer - 3/8"



Shown with optional Wall Eye, Cover Plate and Wood Insert



Architectural Turnbuckle Fork System



Shown with optional Wall Eye

System Notes:

- 1.0 System is engineered for use with Universal Wall Eye and Accessories listed below.
- 2.0 Longer runs achieved with use of Intermediate Turnbuckle Assemblies. See page 12.

Architectural Turnbuckle Fork Assemblies

Part #	Thread Size	Wire Size	Adjustment Range	Max. Run Length each
Machine Swage - factory assembled to field dimensions				
14TTB18FS	1/4-28	1/8"	1-1/2"	40'
14TTBM03FS	1/4-28	3mm	1-1/2"	40'
14TTB532FS	1/4-28	5/32"	1-1/2"	40'
14TTBM04FS	1/4-28	4mm	1-1/2"	40'
516TTB532FS	5/16-24	5/32"	1-1/2"	40'
516TTBM04FS	5/16-24	4mm	1-1/2"	40'
14TTB316FS	1/4-28	3/16"	1-1/2"	40'
14TTBM05FS	1/4-28	5mm	1-1/2"	40'
516TTB316FS	5/16-24	3/16"	1-1/2"	40'
516TTBM05FS	5/16-24	5mm	1-1/2"	40'
516TTB14FS	5/16-24	1/4"	1-1/2"	40'
516TTBM06FS	5/16-24	6mm	1-1/2"	40'

Hayn Grip™ - on site install

14TTB18FHG	1/4-28	1/8"	1-1/2"	40'
14TTBM03FHG	1/4-28	3mm	1-1/2"	40'
14TTB532FHG	1/4-28	5/32"	1-1/2"	40'
14TTBM04FHG	5/16-24	4mm	1-1/2"	40'
516TTB532FHG	5/16-24	5/32"	1-1/2"	40'
516TTBM04FHG	5/16-24	4mm	1-1/2"	40'
14TTB316FHG	1/4-28	3/16"	1-1/2"	40'
14TTBM05FHG	5/16-24	5mm	1-1/2"	40'
516TTB316FHG	5/16-24	3/16"	1-1/2"	40'
516TTBM05FHG	5/16-24	5mm	1-1/2"	40'

Universal Wall Eye and Accessories

Part #	Description
AWE14-1420RH	Threaded Wall Eye - 1/4" Hole x 1/4-20 Thread
AWE516-3816RH	Threaded Wall Eye - 5/16" Hole x 3/8-16 Thread
AFP34-1420RH	Wall Eye Cover Plate - 3/4" Diameter x 1/4-20 RH Thread
AFP34-1428RH	Wall Eye Cover Plate - 3/4" Diameter x 1/4-28 RH Thread
AFP34-1428LH	Wall Eye Cover Plate - 3/4" Diameter x 1/4-28 LH Thread
AFP1-3816RH	Wall Eye Cover Plate - 1.0" Diameter x 3/8-16 RH Thread
AWI1420RH	Architectural Wood Insert - 1/4-20 Right Hand Thread
AWI1428RH	Architectural Wood Insert - 1/4-28 Right Hand Thread
AWI1428LH	Architectural Wood Insert - 1/4-28 Left Hand Thread
DIA-14	Drop-In Anchor for Concrete - 1/4-20 Thread
DIA-38	Drop-In Anchor for Concrete - 3/8-16 Thread
14LNRC	Hex Nut - 1/4-20 Right Hand Thread
38LNRC	Hex Nut - 3/8-16 Right Hand Thread
14WAS	Flat Washer - 1/4"
38WAS	Flat Washer - 3/8"

Threaded Tensioner Termination Turnbuckle System



Shown with optional Dome Nut

System Notes:

- 1.0 System is engineered for use with Threaded Tensioner Termination Stud Accessories. See page 11.
- 2.0 Longer runs achieved with use of Intermediate Turnbuckle Assemblies. See page 12.

Threaded Tensioner Termination Turnbuckle Assemblies

Part #	Thread Size	Wire Size	Max. Post Size	Adjustment Range	Max. Run Length each
Machine Swage - factory assembled to field dimensions					
14TTB18S	1/4-28	1/8"	2"	1-1/2"	40'
14TTB18S4	1/4-28	1/8"	4"	1-1/2"	40'
14TTB18S6	1/4-28	1/8"	6"	1-1/2"	40'
14TTBM03S	1/4-28	3mm	2"	1-1/2"	40'
14TTBM03S4	1/4-28	3mm	4"	1-1/2"	40'
14TTBM03S6	1/4-28	3mm	6"	1-1/2"	40'
14TTB532S	1/4-28	5/32"	2"	1-1/2"	40'
14TTB532S4	1/4-28	5/32"	4"	1-1/2"	40'
14TTB532S6	1/4-28	5/32"	6"	1-1/2"	40'
516TTB532S	5/16-24	5/32"	2"	1-1/2"	40'
516TTB532S4	5/16-24	5/32"	4"	1-1/2"	40'
516TTB532S6	5/16-24	5/32"	6"	1-1/2"	40'
14TTBM04S	5/16-24	4mm	2"	1-1/2"	40'
14TTBM04S4	5/16-24	4mm	4"	1-1/2"	40'
14TTBM04S6	5/16-24	4mm	6"	1-1/2"	40'
516TTBM04S	5/16-24	4mm	2"	1-1/2"	40'
516TTBM04S4	5/16-24	4mm	4"	1-1/2"	40'
516TTBM04S6	5/16-24	4mm	6"	1-1/2"	40'
14TTB316S	1/4-28	3/16"	2"	1-1/2"	40'
14TTB316S4	1/4-28	3/16"	4"	1-1/2"	40'
14TTB316S6	1/4-28	3/16"	6"	1-1/2"	40'
516TTB316S	5/16-24	3/16"	2"	1-1/2"	40'
516TTB316S4	5/16-24	3/16"	4"	1-1/2"	40'
516TTB316S6	5/16-24	3/16"	6"	1-1/2"	40'
14TTBM05S	1/4-28	5mm	2"	1-1/2"	40'
14TTBM05S4	1/4-28	5mm	4"	1-1/2"	40'
14TTBM05S6	1/4-28	5mm	6"	1-1/2"	40'
516TTBM05S	5/16-24	5mm	2"	1-1/2"	40'
516TTBM05S4	5/16-24	5mm	4"	1-1/2"	40'
516TTBM05S6	5/16-24	5mm	6"	1-1/2"	40'
516TTB14S	5/16-24	1/4"	2"	1-1/2"	40'
516TTB14S4	5/16-24	1/4"	4"	1-1/2"	40'
516TTB14S6	5/16-24	1/4"	6"	1-1/2"	40'
516TTBM06S	5/16-24	6mm	2"	1-1/2"	40'
516TTBM06S4	5/16-24	6mm	4"	1-1/2"	40'
516TTBM06S6	5/16-24	6mm	6"	1-1/2"	40'

Threaded Tensioner Termination Turnbuckle Assemblies *(continued from page 10)*

Part #	Thread Size	Wire Size	Max. Post Size	Adjustment Range	Max. Run Length each
Hayn Grip™ - on site install					
14TTB18HG	1/4-28	1/8"	2"	1-1/2"	40'
14TTB18HG4	1/4-28	1/8"	4"	1-1/2"	40'
14TTB18HG6	1/4-28	1/8"	6"	1-1/2"	40'
14TTBM03HG	1/4-28	3mm	2"	1-1/2"	40'
14TTBM03HG4	1/4-28	3mm	4"	1-1/2"	40'
14TTBM03HG6	1/4-28	3mm	6"	1-1/2"	40'
516TTB532HG	5/16-24	5/32"	2"	1-1/2"	40'
516TTB532HG4	5/16-24	5/32"	4"	1-1/2"	40'
516TTB532HG6	5/16-24	5/32"	6"	1-1/2"	40'
516TTBM04HG	5/16-24	4mm	2"	1-1/2"	40'
516TTBM04HG4	5/16-24	4mm	4"	1-1/2"	40'
516TTBM04HG6	5/16-24	4mm	6"	1-1/2"	40'
516TTB316HG	5/16-24	3/16"	2"	1-1/2"	40'
516TTB316HG4	5/16-24	3/16"	4"	1-1/2"	40'
516TTB316HG6	5/16-24	3/16"	6"	1-1/2"	40'
516TTBM05HG	5/16-24	5mm	2"	1-1/2"	40'
516TTBM05HG4	5/16-24	5mm	4"	1-1/2"	40'
516TTBM05HG6	5/16-24	5mm	6"	1-1/2"	40'

Threaded Tensioner Termination Stud Accessories

Part #	Description
TST14	Termination Stud Thread on Top - 9/16" Head
TST516	Termination Stud Thread on Top - 5/8" Head
CTST14	Countersink Termination Stud Thread on Top - 9/16" Head
CTST516	Countersink Termination Stud Thread on Top - 5/8" Head
DN6	Dome Nut - 9/16" Head x 1/4" Thick - Through Hole
DN6S	Dome Nut - 9/16" Head x 5/16" Thick - Blind Hole
DN8	Dome Nut - 3/4" Head x 1/4" Thick - Through Hole
DN8S	Dome Nut - 3/4" Head x 25/64" Thick - Blind Hole
BALL6	Ball End - 5/8" Diameter
BALL8	Ball End - 5/8" Diameter
BCM6	Ball Socket, Back Mount - No Slot - 7/8" Outside Diameter
BCM6-C	Ball Socket, Back Mount - With Slot - 7/8" Outside Diameter
BCFM6	Surface Mount Ball Socket - Threaded Hole - 7/8" Outside Diameter
BCFM6-C	Surface Mount Ball Socket - Clearance Hole - 7/8" Outside Diameter
AJB	Adjust-A-Ball - 3/4" Diameter - With Counter Bore
AJB1	Adjust-A-Ball - 3/4" Diameter - Without Counter Bore
BW5	Bevel Washer - 31 Degree - 1/2" Outside Diameter
BW7	Bevel Washer - 31 Degree - 5/8" Outside Diameter
BW8	Bevel Washer - 31 Degree - 5/8" Outside Diameter
BW9	Bevel Washer - 37 Degree - 1/2" Outside Diameter
BW11	Bevel Washer - 37 Degree - 5/8" Outside Diameter
BW12	Bevel Washer - 37 Degree - 5/8" Outside Diameter
14LNR	Hex Nut - Right Hand Thread - Stainless Steel
14WAS	Flat Washer 1/4" - Stainless Steel
516LNR	Hex Nut - Right Hand Thread - Stainless Steel
516WAS	Flat Washer 5/16" - Stainless Steel
14CAP	Cap Nuts (Acorn Nut) Stainless Steel - Right Hand Thread
516CAP	Cap Nuts (Acorn Nut) Stainless Steel - Right Hand Thread
AWI1428RH	Architectural Wood Insert - 1/4-28 Right Hand Thread
AWI51624RH	Architectural Wood Insert - 5/16-24 Right Hand Thread

Intermediate Tensioner Turnbuckle Assemblies



Intermediate Turnbuckle Assembly - Concealed Thread Design

Part #	Thread Size	Wire Size	Adjustment Range	Extends Run Length
Machine Swage - factory assembled to field dimensions				
14TTB18SS	1/4-28	1/8"	1-1/2"	40'
14TTBM03SS	1/4-28	3mm	1-1/2"	40'
14TTB532SS	1/4-28	5/32"	1-1/2"	40'
516TTB532SS	5/16-24	5/32"	1-1/2"	40'
14TTBM04SS	1/4-28	4mm	1-1/2"	40'
516TTBM04SS	5/16-24	4mm	1-1/2"	40'
14TTB316SS	1/4-28	3/16"	1-1/2"	40'
516TTB316SS	5/16-24	3/16"	1-1/2"	40'
14TTBM05SS	1/4-28	5mm	1-1/2"	40'
516TTBM05SS	5/16-24	5mm	1-1/2"	40'
516TTB14SS	5/16-24	1/4"	1-1/2"	40'
516TTBM06SS	5/16-24	6mm	1-1/2"	40'
Hayn Grip™ - on site install				
14TTB18HGHG	1/4-28	1/8"	1-1/2"	40'
14TTBM03HGHG	1/4-28	3mm	1-1/2"	40'
516TTB532HGHG	5/16-24	5/32"	1-1/2"	40'
516TTBM04HGHG	5/16-24	4mm	1-1/2"	40'
516TTB316HGHG	5/16-24	3/16"	1-1/2"	40'
516TTBM05HGHG	5/16-24	5mm	1-1/2"	40'



Intermediate Turnbuckle Assembly - Traditional Design

Machine Swage - factory assembled to field dimensions

Part #	Thread Size	Wire Size	Adjustment Range	Extends Run Length
10TTLL18SS	10-32	1/8"	2-3/8"	40'
14TTLL18SS	1/4-28	1/8"	2-3/4"	40'
14TTLL532SS	1/4-28	5/32"	2-3/4"	40'
14TTLL316SS	1/4-28	3/16"	2-3/4"	40'
516TTLL316SS	5/16-24	3/16"	2-7/8"	40'
516TTLL14SS	5/16-24	1/4"	2-7/8"	40'
38TTLL14SS	3/8-24	1/4"	3-1/2"	40'
12TTLL516SS	1/2-20	5/16"	3-3/4"	40'
12TTLL38SS	1/2-20	3/8"	3-3/4"	40'

Hayn Grip™ - on site install

14TTLL18HGHG	1/4-28	1/8"	2-3/4"	40'
14TTLL316HGHG	1/4-28	3/16"	2-3/4"	40'

Bevel Washers

Bevel Washers made from 316 grade stainless steel are designed for use with many of our end fitting options without post modifications. The designed angles are 31° and 37° to be compliant with most conventional stair systems.



Bevel Washers

Nominal ID Size	Outside Dia.	Bevel Angle	Part #
1/4"	1/2"	31°	BW5
25/64"	5/8"	31°	BW6
1/4"	5/8"	31°	BW7
5/16"	5/8"	31°	BW8
1/4"	1/2"	37°	BW9
25/64"	5/8"	37°	BW10
1/4"	5/8"	37°	BW11
5/16"	5/8"	37°	BW12
7/16"	5/8"	31°	BW13
7/16"	5/8"	37°	BW14

Dome Nuts

Dome Nuts made from 316 grade stainless steel are available in 1/4-28 and 5/16-24 thread configurations complementing the Threaded Termination Stud system for up to 1/4" wire. The Dome Nuts serve as a cap on the Termination Stud hardware as an attachment point on the end verticals/posts.



Dome Nut, Through Hole

Thread Size	Outside Dia.	Thickness	Part #
1/4-28 RH	9/16"	1/4"	DN6
5/16-24 RH	3/4"	9/32"	DN8



Dome Nut, No Through Hole

Thread Size	Outside Dia.	Thickness	Part #
1/4-28 RH	9/16"	1/4"	DN6S
5/16-24 RH	3/4"	9/32"	DN8S

Adjust-A-Ball Fittings


The Adjust-A-Ball end fitting made from 316 grade stainless steel is an excellent choice for most angle compensation applications. Installation of an 11/16" hole in the end verticals/posts acts as a mounting socket.

Flat bar applications utilize an 11/16" outside diameter chamfer.



Adjust-A-Ball

Ball Dia.	Style	Hole Dia.	Part #
3/4"	Termination Stud	3/8"	AJB
3/4"	Threaded Stud	3/8"	AJB1



TRADITIONAL CABLE RAIL SYSTEMS

The most cost effective cable attachment and tensioning system offered. This system normally uses a Flat Washer and Hex Nut for tensioning against end posts. A Cap (Acorn) Nut is installed on the protruding threads to finish off the attachment and lock the tensioning nut in position.

- 15** Threaded Stud / Hex Nut System
- 16** Termination Stud System
- 17** Countersunk Termination Stud System
- 18** Threaded Termination System
- 19** Toggle Jaw System
- 20** Deck Toggle Jaw System
- 21** Wood Post Lag System
- 22** Surface Mount Ball And Socket Components
- 23** Finishing Touch Accessories



Threaded Stud / Hex Nut System



Hayn Lines

Machine Swage - factory assembled to field dimensions

Part #	Thread Size	Wire Size	Adjustment Range	Max. Run Length
14LLE18RH	1/4-28	1/8"	0"	0'
14LLP18RH	1/4-28	1/8"	1"	20'
14LL18RH	1/4-28	1/8"	1-3/4"	50'
14ASLL18RH	1/4-28	1/8"	3"	75'
14LLE532RH	1/4-28	5/32"	0"	0'
14LLP532RH	1/4-28	5/32"	1"	20'
14LL532RH	1/4-28	5/32"	1-3/4"	50'
14ASLL532RH	1/4-28	5/32"	3"	75'
14LLE316RH	1/4-28	3/16"	0"	0'
14LLP316RH	1/4-28	3/16"	1"	20'
14LL316RH	1/4-28	3/16"	1-3/4"	50'
14ASLL316RH	1/4-28	3/16"	3"	75'
516LLE316RH	5/16-24	3/16"	0"	0'
516LLP316RH	5/16-24	3/16"	1"	20'
516LL316RH	5/16-24	3/16"	1-3/4"	50'
516LLE14RH	5/16-24	1/4"	0"	0'
516LLP14RH	5/16-24	1/4"	1"	20'
516LL14RH	5/16-24	1/4"	1-3/4"	50'
38LLE14RH	3/8-24	1/4"	0"	0'
38LLP14RH	3/8-24	1/4"	1"	20'
38LL14RH	3/8-24	1/4"	1-3/4"	50'
12LL516RH	1/2-20	5/16"	1-3/4"	50'
12LL38RH	1/2-20	3/8"	1-3/4"	50'

Hayn Grip™ - on site install

Part #	Thread Size	Wire Size	Adjustment Range	Max. Run Length
14HG18RH	1/4-28	1/8"	1-3/4"	50'
14HG316RH	1/4-28	3/16"	1-3/4"	50'

Handy Crimp™ - on site install

Part #	Thread Size	Wire Size	Adjustment Range	Max. Run Length
14CLLE18RH	1/4-28	1/8"	0"	0'
14CLLP18RH	1/4-28	1/8"	1"	20'
14CLL18RH	1/4-28	1/8"	1-3/4"	50'
14CLLE316RH	1/4-28	3/16"	0"	0'
14CLLP316RH	1/4-28	3/16"	1"	20'
14CLL316RH	1/4-28	3/16"	1-3/4"	50'
516CLLE316RH	5/16-24	3/16"	0"	0'
516CLLP316RH	5/16-24	3/16"	1"	20'
516CLL316RH	5/16-24	3/16"	1-3/4"	50'

Hex Nuts



18-8 Grade Stainless Steel

Part #	Thread Size	
10LNL	10-32	LH
10LNR	10-32	RH
14LNL	1/4-28	LH
14LNR	1/4-28	RH
516LNL	5/16-24	LH
516LNR	5/16-24	RH
38LNL	3/8-24	LH
38LNR	3/8-24	RH

Cap (Acorn) Nuts



18-8 Grade Stainless Steel

Part #	Thread Size	
14CAP	1/4-28	RH
516CAP	5/16-24	RH
38CAP	3/8-24	RH
12CAP	1/2-20	RH

Right-hand thread only

Hex Lock Nuts - Nylon Insert




18-8 Grade Stainless Steel

Thread Size		Part #
1/4-28	RH	14LNF
5/16-24	RH	516LNF
3/8-24	RH	38LNF
1/4-20 UNC	RH	14LNC

Right-hand thread only

Note: Threaded Studs also available with wrench flat. Please call for details and pricing.

Termination Stud System



Termination Stud Turnbuckle Assembly - Traditional Design

Machine Swage - factory assembled to field dimensions

Part #	Thread	Wire Size	Max. Post Size	Adjustment Range	Max. Run Length
14TTLL18TS1	1/4-28	1/8"	1"	3"	50'
14TTLL18TS	1/4-28	1/8"	2"	3"	50'
14TTLL18TS4	1/4-28	1/8"	4"	3"	50'
14TTLL18TS6	1/4-28	1/8"	6"	3"	50'
14TTLL532TS1	1/4-28	5/32"	1"	3"	50'
14TTLL532TS	1/4-28	5/32"	2"	3"	50'
14TTLL316TS1	1/4-28	3/16"	1"	3"	50'
14TTLL316TS	1/4-28	3/16"	2"	3"	50'
14TTLL316TS4	1/4-28	3/16"	4"	3"	50'
14TTLL316TS6	1/4-28	3/16"	6"	3"	50'
516TTLL316TS	5/16-24	3/16"	2"	3-1/4"	50'
516TTLL14TS	5/16-24	1/4"	2"	3-1/4"	50'
12TTLL516TS	1/2-20	5/16"	2"	4"	50'
12TTLL38TS	1/2-20	3/8"	2"	4"	50'

Hayn Grip™ - on site install

14TTHG18TS1	1/4-28	1/8"	1"	3"	50'
14TTHG18TS	1/4-28	1/8"	2"	3"	50'
14TTHG18TS4	1/4-28	1/8"	4"	3"	50'
14TTHG18TS6	1/4-28	1/8"	6"	3"	50'
14TTHG316TS1	1/4-28	3/16"	1"	3"	50'
14TTHG316TS	1/4-28	3/16"	2"	3"	50'
14TTHG316TS4	1/4-28	3/16"	4"	3"	50'

Handy Crimp™ - on site install

14TTCLL18TS1	1/4-28	1/8"	1"	3"	50'
14TTCLL18TS	1/4-28	1/8"	2"	3"	50'
14TTCLL18TS4	1/4-28	1/8"	4"	3"	50'
14TTCLL18TS6	1/4-28	1/8"	6"	3"	50'
14TTCLL316TS1	1/4-28	3/16"	1"	3"	50'
14TTCLL316TS	1/4-28	3/16"	2"	3"	50'
14TTCLL316TS4	1/4-28	3/16"	4"	3"	50'
14TTCLL316TS6	1/4-28	3/16"	6"	3"	50'

Termination Stud (Fixed Stop) - Traditional Design

Machine Swage - factory assembled to field dimensions

Part #	Wire Size	Cap Size
TSLL18	1/8"	1/2"
TSLL532	5/32"	9/16"
TSLL316	3/16"	9/16"
TSLL14	1/4"	9/16"
TSLL516	5/16"	15/16"
TSLL38	3/8"	15/16"

Handy Crimp™ - on site install

TSCLL18	1/8"	1/2"
TSCLL316	3/16"	9/16"

Countersunk Termination Stud System



Termination Stud Turnbuckle Assembly - Traditional Design

Machine Swage - factory assembled to field dimensions

Part #	Thread	Wire Size	Max. Post Size	Adjustment Range	Max. Run Length
14TTLL18CTS	1/4-28	1/8"	2"	3"	50'
14TTLL18CTS4	1/4-28	1/8"	4"	3"	50'
14TTLL18CTS6	1/4-28	1/8"	6"	3"	50'
14TTLL532CTS	1/4-28	5/32"	2"	3"	50'
14TTLL316CTS	1/4-28	3/16"	2"	3"	50'
14TTLL316CTS4	1/4-28	3/16"	4"	3"	50'
14TTLL316CTS6	1/4-28	3/16"	6"	3"	50'

Hayn Grip™ - on site install

14TTHG18CTS1	1/4-28	1/8"	1"	3"	50'
14TTHG18CTS	1/4-28	1/8"	2"	3"	50'
14TTHG18CTS4	1/4-28	1/8"	4"	3"	50'
14TTHG18CTS6	1/4-28	1/8"	6"	3"	50'
14TTHG316CTS1	1/4-28	3/16"	1"	3"	50'
14TTHG316CTS	1/4-28	3/16"	2"	3"	50'
14TTHG316CTS4	1/4-28	3/16"	4"	3"	50'

Handy Crimp™ - on site install

14TTCLL18CTS1	1/4-28	1/8"	1"	3"	50'
14TTCLL18CTS	1/4-28	1/8"	2"	3"	50'
14TTCLL18CTS4	1/4-28	1/8"	4"	3"	50'
14TTCLL18CTS6	1/4-28	1/8"	6"	3"	50'
14TTCLL316CTS1	1/4-28	3/16"	1"	3"	50'
14TTCLL316CTS	1/4-28	3/16"	2"	3"	50'
14TTCLL316CTS4	1/4-28	3/16"	4"	3"	50'
14TTCLL316CTS6	1/4-28	3/16"	6"	3"	50'

Termination Stud (Fixed Stop) - Traditional Design

Machine Swage - factory assembled to field dimensions

Part #	Wire Size	Cap Size
CTSLL18	1/8"	1/2"
CTSLL532	5/32"	9/16"
CTSLL316	3/16"	9/16"

Handy Crimp™ - on site install

CTSCLL18	1/8"	1/2"
CTSCLL316	3/16"	9/16"

Threaded Termination Stud System



Threaded Termination Stud Turnbuckle Assembly - Traditional Design

Machine Swage - factory assembled to field dimensions

Part #	Thread	Wire Size	Max. Post Size	Adjustment Range	Max. Run Length
14TTLL18S	1/4-28	1/8"	2"	3"	50'
14TTLL18S4	1/4-28	1/8"	4"	3"	50'
14TTLL18S6	1/4-28	1/8"	6"	3"	50'
14TTLL532S	1/4-28	5/32"	2"	3"	50'
14TTLL316S	1/4-28	3/16"	2"	3"	50'
14TTLL316S4	1/4-28	3/16"	4"	3"	50'
14TTLL316S6	1/4-28	3/16"	6"	3"	50'
516TTLL316S	5/16-24	3/16"	2"	3-1/4"	50'
516TTLL14S	5/16-24	1/4"	2"	3-1/4"	50'

Hayn Grip™ - on site install

14TTHG18S	1/4-28	1/8"	2"	3"	50'
14TTHG18S4	1/4-28	1/8"	4"	3"	50'
14TTHG18S6	1/4-28	1/8"	6"	3"	50'
14TTHG316S	1/4-28	3/16"	2"	3"	50'
14TTHG316S4	1/4-28	3/16"	4"	3"	50'

Handy Crimp™ - on site install

14TTCLL18S	1/4-28	1/8"	2"	3"	50'
14TTCLL18S4	1/4-28	1/8"	4"	3"	50'
14TTCLL18S6	1/4-28	1/8"	6"	3"	50'
14TTCLL316S	1/4-28	3/16"	2"	3"	50'
14TTCLL316S4	1/4-28	3/16"	4"	3"	50'
14TTCLL316S6	1/4-28	3/16"	6"	3"	50'



Threaded Termination Stud (Fixed Stop) - Traditional Design

Machine Swage - factory assembled to field dimensions

Part #	Thread	Wire Size
14LLE18RH	1/4-28	1/8"
14LLE532RH	1/4-28	5/32"
14LLE316RH	1/4-28	3/16"
516LLE316RH	5/16-24	1/4"
516LLE14RH	5/16-24	5/16"

Hayn Grip™ - on site install

14HGST18RH	1/4-28	1/8"
516HGST316RH	5/16-24	3/16"

Handy Crimp™ - on site install

14CLLE18RH	1/4-28	1/8"
14CLLE316RH	5/16-24	3/16"



See page 13 for end fitting options

Toggle Jaw System



Toggle Jaw Turnbuckle Assembly - Traditional Design

Machine Swage - factory assembled to field dimensions

Part #	Thread	Wire Size	Screw Size	Jaw Width	Adjustment Range	Max. Run Length
10TTLL18A	10-32	1/8"	# 10	1/4"	2"	50'
14TTLL18A	1/4-28	1/8"	1/4"	1/4"	3"	50'
14TTLL532A	1/4-28	5/32"	1/4"	1/4"	3"	50'
14TTLL316A	1/4-28	3/16"	1/4"	1/4"	3"	50'
516TTLL316A	5/16-24	3/16"	5/16"	5/16"	3-1/4"	50'
516TTLL14A	5/16-24	1/4"	5/16"	5/16"	3-1/4"	50'
38TTLL14A	3/8-24	1/4"	3/8"	3/8"	3-3/4"	50'

Hayn Grip™ - on site install

14TTHG18A	1/4-28	1/8"	1/4"	1/4"	3"	50'
14TTHG316A	1/4-28	3/16"	1/4"	1/4"	3"	50'

Handy Crimp™ - on site install

14TTCLL18A	1/4-28	1/8"	1/4"	1/4"	3"	50'
14TTCLL316A	1/4-28	3/16"	1/4"	1/4"	3"	50'



Toggle Jaw - Traditional Design

Machine Swage - factory assembled to field dimensions

Part #	Screw Size	Wire Size	Jaw Width
10TJLL18A	#10	1/8"	1/4"
14TJLL18A	1/4"	1/8"	1/4"
14TJLL532A	1/4"	5/32"	1/4"
14TJLL316A	5/16"	3/16"	1/4"
516TJLL316A	5/16"	3/16"	5/16"
516TJLL14A	5/16"	1/4"	5/16"
38TJLL14A	3/8"	1/4"	3/8"

Hayn Grip™ - on site install

14TJHG18A	1/4"	1/8"	1/4"
14TJHG316A	1/4"	3/16"	1/4"

Handy Crimp™ - on site install

14TJCCLL18A	1/4"	1/8"	1/4"
14TJCCLL316A	1/4"	3/16"	1/4"



Part # WL - Stainless Steel Weld-On Loop



Wood Eye Lag - Stainless Steel

Part #	Thread	Shank Length	Eye Size	Thread Length
LEB6	1/4"	2-3/4"	9/16"	1-3/4"
LEB8	5/16"	2-3/4"	5/8"	1-3/4"
LEB10	3/8"	3.0"	3/4"	1-3/4"



Eye Bolt - Stainless Steel

Part #	Thread	Shank Length	Eye Size	Thread Length
EB6S	1/4"	7/8"	9/16"	3/4"
EB6M	1/4"	1-3/4"	3/8"	1-3/4"
EB6L	1/4"	2-3/4"	9/16"	2-3/4"
EB8S	5/16"	2"	1/2"	2"
EB8M	5/16"	2-1/2"	3/4"	2-1/2"
EB10S	3/8"	2-3/8"	5/8"	2-3/8"
EB10M	3/8"	4-1/4"	1"	3"
EB10L	3/8"	6-1/4"	1"	3-7/8"

Deck Toggle Jaw System



Deck Toggle Turnbuckle Assembly - Traditional Design

Machine Swage - factory assembled to field dimensions

Part #	Thread	Wire Size	Screw Size	Hole Spacing	Adjustment Range	Max. Run Length
14TTLL18DT	1/4-28	1/8"	1/4"	1-1/2"	3"	50'
14TTLL532DT	1/4-28	5/32"	1/4"	1-1/2"	3"	50'
14TTLL316DT	1/4-28	3/16"	1/4"	1-1/2"	3"	50'
516TTLL316DT	5/16-24	3/16"	5/16"	1-3/4"	3-1/4"	50'
516TTLL14DT	5/16-24	1/4"	5/16"	1-3/4"	3-1/4"	50'
38TTLL14DT	3/8-24	1/4"	3/8"	2"	3-3/4"	50'

Hayn Grip™ - on site install

14TTHG18DT	1/4-28	1/8"	1/4"	1-1/2"	3"	50'
14TTHG316DT	1/4-28	3/16"	1/4"	1-1/2"	3"	50'

Handy Crimp™ - on site install

14TTCLL18DT	1/4-28	1/8"	1/4"	1-1/2"	3"	50'
14TTCLL316DT	1/4-28	3/16"	1/4"	1-1/2"	3"	50'
516TTCLL316DT	5/16-24	3/16"	5/16"	1-3/4"	3-1/4"	50'

Deck Toggle Jaw - Traditional Design

Machine Swage - factory assembled to field dimensions

Part #	Screw Size	Wire Size	Hole Spacing
14TJLL18DT	1/4"	1/8"	1-1/2"
14TJLL532DT	1/4"	5/32"	1-1/2"
14TJLL316DT	1/4"	3/16"	1-1/2"
516TJLL316DT	5/16"	3/16"	1-3/4"
516TJLL14DT	5/16"	1/4"	1-3/4"
38TJLL14DT	3/8"	1/4"	2.0"

Hayn Grip™ - on site install

14TJHG18DT	1/4"	1/8"	1-1/2"
14TJHG316DT	1/4"	3/16"	1-1/2"

Handy Crimp™ - on site install

14TJCLL18DT	1/4"	1/8"	1-1/2"
14TJCLL316DT	1/4"	3/16"	1-1/2"



Wood Lag Screws - Hex Head

Part #	Screw Size
SL6S	1/4" x 1-1/2"
SL6L	1/4" x 2-1/2"
SL8S	5/16" x 1-1/2"
SL8L	5/16" x 2-1/2"
SL10S	3/8" x 1-1/2"
SL10L	3/8" x 2-1/2"

Wood Post Lag System



Wood Post Lag Turnbuckle Assembly - Traditional Design

Machine Swage - factory assembled to field dimensions

Part #	Thread	Wire Size	Lag Size	Adjustment Range	Max. Run Length
14TTLL18L	1/4-28	1/8"	5/16"	3"	50'
14TTLL532L	1/4-28	5/32"	5/16"	3"	50'
14TTLL316L	1/4-28	3/16"	5/16"	3"	50'
516TTLL316L	5/16-24	3/16"	5/16"	3-1/4"	50'
516TTLL14L	5/16-24	1/4"	5/16"	3-1/4"	50'

Hayn Grip™ - on site install

14TTHG18L	1/4-28	1/8"	5/16"	3"	50'
14TTHG316L	1/4-28	3/16"	5/16"	3"	50'

Handy Crimp™ - on site install

14TTCLL18L	1/4-28	1/8"	5/16"	3"	50'
14TTCLL316L	1/4-28	3/16"	5/16"	3"	50'
516TTCLL316L	5/16-24	3/16"	5/16"	3-1/4"	50'



Wood Post Lag Turnbuckle Assembly - Traditional Design

Machine Swage - factory assembled to field dimensions

Part #	Wire Size	Lag Size
516LL18L	1/8"	5/16"
516LL532L	5/32"	5/16"
516LL316L	3/16"	5/16"
516LL14L	1/4"	5/16"

Hayn Grip™ - on site install

516HG18L	1/8"	5/16"
516HG316L	3/16"	5/16"

Handy Crimp™ - on site install

516CLL18L	1/8"	5/16"
516CLL316L	3/16"	5/16"

System Note:

Wood Post Lag System has been engineered for direct attachment to wood surfaces with a minimum of 3" of wood blocking for full thread engagement.

The strength of the cable assembly is limited to the lag holding power and mounting material (solid wood blocking is required).

Surface Mount Ball And Socket Components

Products listed below can be used in conjunction with Threaded Termination Stud Turnbuckles listed on pages 10, 11, and 18.

Surface and Back Mounting Ball Sockets

The Surface and Back Mounting Ball Sockets made from 316 grade stainless steel are for use with our Ball End Fittings allowing for a variety of applications including cable rails, decorative hangings, and floral items. Additionally, these fittings offer the ability to easily attach and detach the cable for temporary displays.



Ball End Fittings

The thread on Ball End Fittings made from 316 grade stainless steel are available in both 1/4-28 and 5/16-24 thread configurations. Both options are designed to be used in conjunction with the Threaded Termination Studs and Threaded Termination Stud Turnbuckle Assemblies as well as our Surface and Back Mounting Ball and Socket System.

Hole in post to be 1/2" diameter



Ball End Fitting

Part #	Thread Size	Outside Dia.
BALL6	1/4-28 RH	5/8"
BALL8	5/16-24 RH	5/8"

Flush Mount Ball Mounting Sockets

Part #	Ball Diameter	Thick-ness	Post Hole Dia.	Cap Thickness	Cap Dia.	Pivot Angle	Slot Y/N	Slot Width
BCM6	5/8"	9/32"	3/4"	3/16"	7/8"	40°	No	-
BCM6-C	5/8"	9/32"	3/4"	3/16"	7/8"	40°	Yes	1/4"



Surface Mount Ball Mounting Sockets

Part #	Ball Diameter	Outside Dia.	Thickness	Length	Mount Screw Size	Pivot Angle
BCFM6-C	5/8"	7/8"	1.0"	13/16"	1/4"	40°
BCFM6	5/8"	7/8"	1.0"	13/16"	6mm x 1.25 Thread	40°



Nylon Post Bushings

For installation into your posts after cable installation, these split Nylon Bushings are available in black, silver, or white color.



Bushings - Split Nylon

Part #	Bushing I.D.	Bushing O.D.	Post Drill	Color
BUSHING-6MMB	6mm	10mm	25/64"	Black
BUSHING-6MMS	6mm	10mm	25/64"	Silver
BUSHING-6MMW	6mm	10mm	25/64"	White
BUSHING-4MMB	4mm	9mm	23/64"	Black
BUSHING-4MMS	4mm	9mm	23/64"	Silver
BUSHING-4MMW	4mm	9mm	23/64"	White

Bushings - Angled, Split Nylon

Part #	Bushing I.D.	Bushing O.D.	Post Drill	Color	Angle
BUSHING-6MMAB	6mm	10mm	25/64"	Black	31°
BUSHING-6MMAS	6mm	10mm	25/64"	Silver	31°
BUSHING-6MMAW	6mm	10mm	25/64"	White	31°
BUSHING-4MMAB	4mm	9mm	23/64"	Black	31°
BUSHING-4MMAS	4mm	9mm	23/64"	Silver	31°
BUSHING-4MMAW	4mm	9mm	23/64"	White	31°

Stainless Washers

Stainless steel washers offered in flat, locking, and fender configurations.



Washer - Flat

18-8SS

Part #	Nominal Size
10WAS	3/16"
14WAS	1/4"
516WAS	5/16"
38WAS	3/8"
12WAS	1/2"
58WAS	5/8"
34WAS	3/4"
78WAS	7/8"
1WAS	1"



Washer - Lock

18-8SS

Part #	Nominal Size
14WASL	1/4"
516WASL	5/16"
38WASL	3/8"
12WASL	1/2"



Washer - Fender

18-8SS

Part#	Nominal Size
14FWAS	1/4"
516FWAS	5/16"
38FWAS	3/8"
12FWAS	1/2"

Hayn Finishing Wipes

Heavy duty lint free wipes designed to remove finger prints, grease, and debris from stainless hardware as the finishing touch.

Size: 13" x 16" – 1/4 Fold - 300 Count / Case

Case part #: WIPES-CASE


Each part #: WIPES-EACH



TRELLIS / GREEN WALL SYSTEMS

Trellis System hardware made from 316 grade stainless steel is offered in 1/8" – 1/4" wire diameters. The system is designed to accommodate cables attaching perpendicular to each other to form a grid pattern. Cable sizes greater than 1/8" utilize the LP104 series posts which have an additional support base for stability. The posts offer a through mounting system for attachment to a surface.

25 Trellis / Green Wall Hardware




Products listed below can be used in conjunction with Threaded Stud / Hex Nut System listed on pages 15.



Trellis Post

Trellis Posts


Part #	Compatible Wire Size	Cable / Surface Offset	Base Dia.	# Holes	Mount Screw Size
LP63-2	1/8"	2.0"	1"	1	3/8"
LP64-2	1/8"	3.0"	1"	1	3/8"
LP63-4	1/8"	2.0"	1"	2	3/8"
LP64-4	1/8"	3.0"	1"	2	3/8"
LP104-2ASSY	3/16" - 1/4"	3.0"	1-1/4"	1	3/8"
LP104-4ASSY	3/16" - 1/4"	3.0"	1-1/4"	2	3/8"



Cross Clamp - Universal Style

Trellis Cross Clamps - Universal Style

Part #	Wire Size
CC5-U	Up to 3/16"
CC6-U	Up to 1/4"



Cross Clamp - Traditional Style

Trellis Cross Clamps - Traditional Style

Part #	Wire Size
CC3	1/8"
CC4	5/32"
CC5	3/16"
CC6	1/4"

Trellis Post WIDE Support Base - For use with LP6X-X Trellis Posts

Part #	Outside Dia.	Thickness	Mount Screw Size
LP6-BASE	1-3/4"	1/4"	3/8"



Mount Screws - Socket Head Cap Screw

Thread Size	Length	Part #
3/8-16 UNC	2.0"	SC38CS2
3/8-16 UNC	3.0"	SC38CS3

STRUCTURAL TENSILE

Made from 316 grade stainless steel, this elegant fork system is used for both rod and cable applications and is engineered for strength as well as aesthetic appeal. The fork end fittings are offered from 1/4" – 2" pin diameter. The system includes left and right hand thread configurations as well as wrench flats to facilitate tensioning. Fork pin configurations include a standard clevis pin with cotter pin retention or an upgrade to a double headed clevis pin for a smooth look. Architectural lock nuts are engineered to complement the aesthetics of the mating fork assembly.

Rods custom made to your specifications. Alternative materials available upon request.

27 Structural Tension Rod Systems





Traditional Lock Nut

Double Headed Clevis Pin

Fork - 316 Stainless Steel

Part #	Rod / Thread Diameter	Pin Size	Length	Jaw Depth	Fork Opening
AAF14L	1/4-28 LH	1/4"	1-13/16"	19/32"	1/4"
AAF14R	1/4-28 RH	1/4"	1-13/16"	19/32"	1/4"
AAF516L	5/16-24 LH	5/16"	2-3/8"	5/8"	5/16"
AAF516R	5/16-24 RH	5/16"	2-3/8"	5/8"	5/16"
AAF38L	3/8-24 LH	3/8"	3.0"	25/32"	3/8"
AAF38R	3/8-24 RH	3/8"	3.0"	25/32"	3/8"
AAF12L	1/2-20 LH	1/2"	4.0"	1-1/8"	1/2"
AAF12R	1/2-20 RH	1/2"	4.0"	1-1/8"	1/2"
AAF58L	5/8-18 LH	5/8"	4-3/4"	1-1/4"	5/8"
AAF58R	5/8-18 RH	5/8"	4-3/4"	1-1/4"	5/8"
AAF34L	3/4-16 LH	3/4"	5-3/8"	1-1/2"	3/4"
AAF34R	3/4-16 RH	3/4"	5-3/8"	1-1/2"	3/4"
AAF78L	7/8-14 LH	7/8"	6.0"	1-3/4"	7/8"
AAF78R	7/8-14 RH	7/8"	6.0"	1-3/4"	7/8"
AAF1L	1.0-12 LH	1.0"	6-7/8"	2.0"	1.0"
AAF1R	1.0-12 RH	1.0"	6-7/8"	2.0"	1.0"

Fork Lock Nut - Traditional Style

Part #	Thread Size	Outside Dia.
ALN14L	1/4-28 LH	3/8"
ALN14R	1/4-28 RH	3/8"
ALN516L	5/16-24 LH	1/2"
ALN516R	5/16-24 RH	1/2"
ALN38L	3/8-24 LH	9/16"
ALN38R	3/8-24 RH	9/16"
ALN12L	1/2-20 LH	7/8"
ALN12R	1/2-20 RH	7/8"
ALN58L	5/8-18 LH	1-1/8"
ALN58R	5/8-18 RH	1-1/8"
ALN34L	3/4-16 LH	1-1/4"
ALN34R	3/4-16 RH	1-1/4"
ALN78L	7/8-14 LH	1-9/16"
ALN78R	7/8-14 RH	1-9/16"
ALN1L	1.0-12 LH	1-5/8"
ALN1R	1.0-12 RH	1-5/8"

Fork Clevis Pin - Double Headed

Pin Dia.	Head Dia.	Length	Part #
1/4"	3/8"	5/8"	ACP14A
5/16"	7/16"	3/4"	ACP516A
3/8"	1/2"	7/8"	ACP38A
1/2"	5/8"	1-1/4"	ACP12A
5/8"	3/4"	1-1/2"	ACP58A
3/4"	7/8"	2.0"	ACP34A
7/8"	1.0"	2-1/4"	ACP78A
1.0"	1-1/4"	2-1/2"	ACP1A

**Tension Rods are custom made to order.
Contact us for additional details.**

CONTACT INFORMATION

General Inquiries

sales@hayn.com

Architectural Products

cables@hayn.com

Marine Products

marine@hayn.com

Customer Service

customerservice@hayn.com

General Manager

generalmanager@hayn.com


Accounts Receivable

accountsreceivable@hayn.com



Hayn Enterprises, LLC uses the following trade names:

Hayn Marine
NAVTEC by Hayn
Hayn Lines
Hayn Yacht Hardware
Hayn Industries
Hayn Muscle
Metalcraft Products
Hayn Custom



Hayn architectural hardware is sold to trade professionals only.